

Favorites...

Default

Geometry and Positioning

Wall Top:

1. Story (Home + 1)



0

3100

0

Generic Wall/Shell



300



90,00°

Home Story:

0. Ground Floor (Current)

to Project Zero

0

Reference Line:



0

Floor Plan and Section

FLOOR PLAN DISPLAY

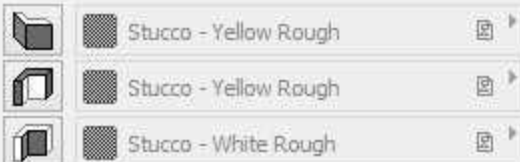
Show on Stories	All Relevant Stories	
Floor Plan Display	Projected	
Show Projection	To Floor Plan Ra...	

CUT SURFACES

	Override Cut Fill Pens	None
--	------------------------	------

Model

Override Surfaces:



Junction Order:

8

Log Details...

 Align Texture to Wall Edges
 End Surfaces: Override using Adjoining Walls

Custom Texture defined in the 3D Window.

Reset Texture

Relation To Zones:

Zone Boundary

Tags and Categories



Structural - Bearing

Cancel


OK



- Select
- Arrow
- Marquee
- Design
 - Wall
 - Door
 - Window
 - Column
 - Beam
 - Slab
 - Stair
 - Roof
 - Shell
 - Skylight
 - Curtain...
 - Morph
 - Object
 - Zone
 - Mesh
- Document
 - Dimen...
 - Level ...
 - Text
 - Label
 - Fill
 - Line
 - Arc/Ci...
 - Polyline
 - Drawing
 - Section
 - Elevat...
 - Interi...
 - Works...
 - Detail
 - Change
 - More

Default Settings | Structu...Bearing | Core Outside | Generic Wall/... | Floor Plan and Section... | Top: 1. Story (Home + 1) | Home: 0. Ground Floor (Cur... | h: 3100 | b: 0

0. Ground Floor | 3D / All | South Elevation



Navigator - Project Map

- Untitled
 - Stories
 - 2. Story
 - 1. Story
 - 0. Ground Floor
 - Sections
 - Elevations
 - East Elevation (Au...
 - North Elevation (A...
 - South Elevation (A...
 - West Elevation (A...
 - Interior Elevations
 - Worksheets
 - Details
 - 3D Documents
 - 3D
 - Generic Perspectiv...
 - Generic Axonomet...
 - Schedules
 - Element
 - All Openings Sc...
 - Default BIMx II...
 - Object Inven...
 - Wall Schedule
 - Component
 - Surface
 - Project Indexes
 - Change List
 - Drawing List
 - Issue History
 - Sheet Index
 - View List
 - Lists
 - Info
 - Help

Properties | 0. Ground Floor | Settings...

Create a New Project

Use a Template

ArchiCAD 19 Template.tpl

Use Latest Project Settings

Information: This will create a new Project based on a selected template file.

Launch a new instance of ArchiCAD

Setup Work Environment

Use:

Default Profile

Cancel

New







Favorites...

Default

Geometry and Positioning

Wall Top:

1. Story (Home + 1)



0

3100

0

Generic Wall/Shell



300



90,00°

Home Story:

0. Ground Floor (Current)

to Project Zero

0

Reference Line:



0

Floor Plan and Section

FLOOR PLAN DISPLAY

Show on Stories	All Relevant Stories	
Floor Plan Display	Projected	
Show Projection	To Floor Plan Ra...	

CUT SURFACES

	Override Cut Fill Pens	None
--	------------------------	------

Model

Override Surfaces:



Junction Order:

8

Log Details...

 Align Texture to Wall Edges

 End Surfaces: Override using Adjoining Walls

Custom Texture defined in the 3D Window.

Reset Texture

Relation To Zones:

Zone Boundary





Tags and Categories



Structural - Bearing




Cancel

OK

  ST-00 GENERIC - STRUCTURAL
 50 %
 Paint - Light Gray

 700

  EC-00 GENERAL CLADDING
  EC-01 Fire Proofing
  EC-02 Plaster - Lime Sand
  EC-03 Stone - Finish
  EC-04 Brick - Finish
  EF-00 GENERAL INTERNAL FILLER
  EF-01 Concrete
  EF-02 Masonry Block - Filler
  EF-03 Concrete Block - Filler
  EF-04 Brick
  EF-05 Glass
  EF-06 Air Space
  EM-00 GENERAL MEMBRANE
  EM-01 Timber - Roof
  EM-02 Insulation - Thermal Break
  EM-03 Membrane - Waterproof
  EM-04 Tile - Roof
  EM-05 Titanium Zinc
  EN-00 GENERIC - ENVIRONMENT
  EN-01 Water
  EN-02 Sand
  EN-03 Gravel
  EN-04 Soil
  IC-00 GENERAL CLADDING
  IC-01 Plaster - Gypsum
  IC-02 Timber - Floor
  IC-03 Tile - Floor
  IC-04 Plastic - Solid
  IC-05 Tile - Wall
  IF-00 GENERAL INTERNAL FILLER

  IF-01 Air Space - Frame
  IF-02 Gypsum Plasterboard
  IF-03 Gypsum P...rd - Waterproof
  IF-04 Fiberboard
  IF-05 Plywood
  IN-00 GENERIC - INSULATION
  IN-01 Insulation - Fiber Soft
  IN-02 Insulation - Fiber Hard
  IN-03 Insulation - Mineral Soft
  IN-04 Insulation - Mineral Hard
  IN-05 Insulation - Plastic Soft
  IN-06 Insulation - Plastic Hard
  IN-07 Membrane - Rainproof
  IN-08 Membrane - Vapor Barrier
  PR-00 GENERAL PREFABRICATED
  PR-01 Timber - Structural
  PR-02 Reinforce...ncrete - Prefab
  PR-03 Iron
  PR-04 Aluminium
  PR-05 Steel
  PR-06 Steel - Structural
  PR-07 Steel - Stainless
  ST-00 GENERIC - STRUCTURAL
  ST-01 Stone - Structural
  ST-02 Brick - Structural
  ST-03 Masonry Block - Structural
  ST-04 Concrete - Structural
  ST-05 Concrete Block - Structural
  ST-06 Reinforce...ete - Structural


☑ Textured Render Yellow 01 GS


GENERAL		
Air		
Bark - Deciduous		
Brick - Aged Natural		
Brick - Brown		
Brick - Common Bond		
Brick - Flemish Bond		
Brick - Red		
Brick - Red HerringBone		
Brick - Running Bond		
Brick - Soldier Bond		
Brick - Stack Bond		
Brick - Surface Colour		
Brick - White Natural		
Carpet - 01		
Carpet - 02		
Carpet - 03		
Ceiling - Tile-60x120		
Ceiling - Tile-60x60		
Ceramic - Porcelain		
Concrete - 02		
Concrete - 04		
Concrete - 10		
Earth - Brown		
Floorboards - 01		
Floorboards - 03		
Foliage - Leaves Tree Small		
Foliage - Wild grapes		
Glass - Blue		
Glass - Clear Fast		
Glass - Lamp		
Glass - Mirror		
Glass - Satin		
Grass - Brown		
Grass - Green		
Insulation - Bubble wrap		
Insulation - Cellulose		
Insulation - Fiberglass		
Insulation - Solid Brown		
Leather - Tabac		
Lino - Blue		
Lino - Checkered		
Lino - Gray		
Metal - Aluminium		
Metal - Brass		
Metal - Bronze		
Metal - Chrome 01		
Metal - Copper Aged		
Metal - Copper New		
Metal - Fence Chainlink		
Metal - Gold		
Metal - Iron		
Metal - Nickel		
Metal - Perforated Small Dots		
Metal - Stainless Steel		
Metal - Steel		
Metal - Zinc		
Paint - Alizarin Carmine		
Paint - Anthracite		
Paint - Bordeaux		
Paint - Cadmium Orange		
Paint - Cadmium Yellow		
Paint - Celadon		
Paint - Cobalt Blue		
Paint - Dark Gray		
Paint - Forest Green		
Paint - Glossy White		
Paint - Golden Beige		
Paint - Golden Ochre		
Paint - Ivory Black		
Paint - Lead Oxide Yellow		
Paint - Light Gray		
Paint - Pale Blue		
Paint - Pale Jade		
Paint - Peach		
Paint - Pink Blush		
Paint - Royal Blue		
Paint - Sand Beige		
Paint - Sienna Sand		
Paint - Titanium White		
Paint - Ultramarine Violet		
Paint - Vermilion		
Paint - Yellow Ochre		
Parquet - 01		
Parquet - 02		
Pavement - Asphalt Dark		
Pavement - Asphalt Light		
Pavement - Brick Moss		
Plastic - Laminate		
Roof - Corrugated Sheet Matte		
Roof Tiles - Asphalt Shingle Brown		
Roof Tiles - Asphalt Shingle Drop		
Roof Tiles - Asphalt Shingle Gray		
Roof Tiles - Asphalt Shingle Green		
Roof Tiles - Cedar Shingle Light		
Roof Tiles - Dutch		
Roof Tiles - French Brown		
Roof Tiles - French Red		
Roof Tiles - Spanish		
Siding - Dark		
Siding - Light		
Siding - Medium		
Stone - Granite Gray		
Stone - Granite Red		
Stone - Limestone Fine		
Stone - Marble Black		
Stone - Marble Carrara White		
Stone - Marble Pink		
Stone - Sandstone 01		
Stonework - 02		
Stonework - 12		
Stonework - 13		
Stucco - Beige Rough		
Stucco - Red Rough		
Stucco - White Fine		
Stucco - White Rough		
Stucco - Yellow Rough		
Textile - 01		
Textile - 02		
Tiles - Light Brown 15x15		
Tiles - Mosaic Blue		
Tiles - Tan 25x25		
Tiles - Tan 30x30		
Tiles - White Matte 15x15		
Water - Pond		
Water - Wavy		
Wood - Mahogany Horizontal		
Wood - Mahogany Vertical		
Wood - Oak Light		
Wood - Pine Grained Horizontal		
Wood - Pine Grained Vertical		
Wood - Walnut Horizontal		
Wood - Walnut Vertical		


 Wall Selection Settings Ctrl+T


Select & Activate Tool

 Relink Home Story...

 Cut Ctrl+X

 Copy Ctrl+C

 Paste Ctrl+V


 Delete


Move ▶


Display Order ▶

Layers ▶

 Convert Selection to Morph(s)

 Connect ▶

 Show Selection/Marquee in 3D F5

 Show All in 3D Ctrl+F5

 Show Stored Selection/Marquee in 3D


 Zoom to Selection Ctrl+Shift+'


Deselect All


 Wall Selection Settings Ctrl+T


Select & Activate Tool

 Relink Home Story...

 Cut Ctrl+X

 Copy Ctrl+C

 Paste Ctrl+V


 Delete


Move ▶


Display Order ▶

Layers ▶


 Convert Selection to Morph(s)

 Connect ▶

 Show Selection/Marquee in 3D F5

 Show All in 3D Ctrl+F5

 Show Stored Selection/Marquee in 3D

 Zoom to Selection Ctrl+Shift+'

Deselect All

Navigation icons: Home, Search, Refresh, etc.

Embedded Library

- Linked Libraries**
 - ArchiCAD Library 19
 - 1.1 Furnishing 19
 - 1.2 Doors 19
 - Empty Door Openings 19
 - Garage Doors 19
 - Hinged Doors 19**
 - Rotating Doors 19
 - Sliding Doors 19
 - Sliding Folding Doors 19
 - Storefronts 19
- BIMcloud / BIM Server Libraries**
- Built-in Libraries**

Hinged Doors 19

Door 19

Door with 2 Sidelights 19

Door with 2 Sidelights and T...

Door with Sidelight on Sid...

Door with Sidelight on Sid...

Door with Sidelight on Sid...

Door with Sidelight on Sid...

Door with Transom 19

Double Door 19

Empty Opening

Favorites...

Preview and Positioning

Door 19

900

2100

Anchors: Sill to Story 0

100

Reveal to Wall Face

0

Flip

Hinged Door Settings

Door Settings and Opening...

Door Leaf

No Grid

Opening Type

Side Hung

Frame

Simple Rebate

Natural Ventilation

Over Frame

Detail Level

3D Detail Level: Detailed

2D Detail Level: by MVO

- Floor Plan and Section**
- Dimension Marker**
- Marker Custom Settings
- Tags and Categories

File Explorer view showing a tree structure of libraries:

- Embedded Library
- Linked Libraries
 - ArchiCAD Library 19
 - 1.2 Doors 19
 - 1.3 Windows 19
 - Basic Windows 19
 - Bay and Bow Windows 19
 - Empty Window Openings 19
 - Historic Windows 19
 - Single Double Hung Windows 19
 - Sliding Windows 19
 - Special Windows 19
 - Storefronts 19
 - 1.4 Building Structures 19
- BIMcloud / BIM Server Libraries
- Built-in Libraries

Preview and Positioning

Window 19

900

1500

Anchors: Sill to Story 0

1000

Reveal to Wall Core

0

Flip

Basic Windows 19

Double Sash Window 19

Double Window 19

Horizontal Multi-Sash Wind...

Triple Window 19

Triple Window with Middle Tra...

Triple Window with Side Transo...

Variable Double Sash Window 19

Variable Window 19

Vertical Multi-Sash Window 19

Empty Opening

Basic Window Settings

Window Settings and Opening...

Opening Type

Main Sash: Side Hung

Detail Level

3D Detail Level: Detailed

2D Detail Level: by MVO

Natural Ventilation

Over Frame

Floor Plan and Section

Dimension Marker

Marker Custom Settings

Tags and Categories

Cancel OK

Navigation icons: Home, Add, Search, Filter

- Embedded Library
- Linked Libraries
 - ArchiCAD Library 19
- BIMcloud / BIM Server Libraries
- Built-in Libraries

Favorites... Default

Preview and Positioning

Navigation: Previous, Next, Skylight Pivot Hung 19

Dimensions:

- Width: 600
- Height: 1600

Constraint in Roof:

- None
- Center
- Left
- Right

Story 0

0

630 x 1313

Flip in Shell

ArchiCAD Library 19

Navigation icons: Home, Add, Search, Filter

- Dormer Ox-Eye 19
- Dormer Pitched 19
- Dormer Shed 19
- Skylight Dome Circular 19
- Skylight Dome Polygon 19
- Skylight Dome Rect 19
- Skylight Flat Panel 19
- Skylight Glass 19
- Skylight Pivot Hung 19**

Skylight Settings

General Settings...

Dimensions

Nominal Width: 600

Nominal Height: 1600

Surfaces

Frame: Wood - Pine Grained Hori...

Frame Cover: Metal - Zinc

Glass: Glass - Clear Fast

3D Settings

Opening Angle: 0,00°

- ▶ Floor Plan and Section
- ▶ Dimension Marker
- ▶ Marker Custom Settings
- ▶ Tags and Categories

Navigation icons: Home, Add, Search, Filter

Empty Opening

Cancel OK

Favorites...

Default


Geometry and Positioning



3200

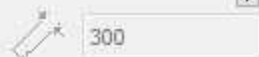
Home Story:

0. Ground Floor (Current)

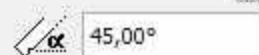


to Project Zero

3200



300



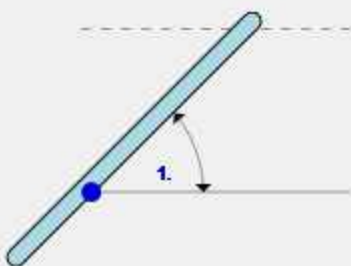
45,00°



90,00°

Multi-plane Geometry

Roof levels:



Level	Pitch	Elevation
1.	45,00°	2000



Add

Delete

Eaves overhang:



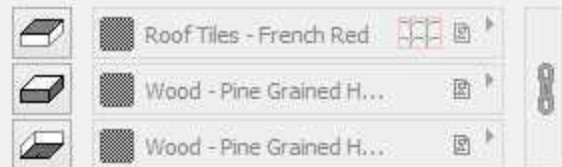
Curve resolution:


 Skylights treat segments as curves

Floor Plan and Section

Model

Override Surfaces:




Custom Texture defined in the 3D Window.

Reset Texture

Trimming Body:

Contours down

Tags and Categories



Shell - Roof


Cancel

OK


Favorites...

Default

Geometry and Positioning



400




3100


Home Story:

0. Ground Floor (Current) ▾

to Project Zero ▶




3100




300

GENERIC - STRUCTURAL ▶



0,00°



0,00°



0

Floor Plan and Section

FLOOR PLAN DISPLAY





Show on Stories	All Relevant Stories	
Floor Plan Display	Projected with O...	
Show Projection	Entire Element	

CUT SURFACES

Cut Lines Solid Line

Model

Override Surfaces:

	Stucco - Yellow Rough	
	Stucco - Yellow Rough	
	Stucco - Yellow Rough	
	Stucco - Yellow Rough	
	Stucco - Yellow Rough	



Junction Order:



 8


Custom Texture defined in the 3D Window.


Reset Texture


Hole

Shape:  


Contours on Plan:  

Size:  100

 100

Position:  100

Tags and Categories

 Structural - Bearing ▶

Cancel

OK

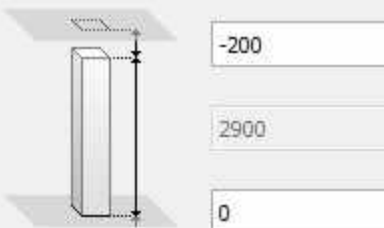
Favorites...

Default

Geometry and Positioning

Column Top:

1. Story (Home + 1)



Home Story:

0. Ground Floor (Current)



to Project Zero

0



300

300

 GENERIC - STRUCTURAL

 0

 GENERIC - EXTERNAL CLADDING

 α 90,00°

 α 0,00°

Anchor Point of Core:



Floor Plan and Section

FLOOR PLAN DISPLAY

Show on Stories All Relevant Stories

Floor Plan Display Projected

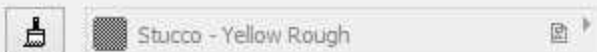
Show Projection To Floor Plan Ra...

CUT SURFACES

 Core Lines Solid Line

Model

Override Surface:



Custom Texture defined in the 3D Window:

Reset Texture

Relation To Zones:

Zone Boundary

Tags and Categories

 Structural - Bearing

Cancel

OK

Favorites...

Default

Geometry and Positioning



300



0

Generic Slab/Roof

Home Story:

0. Ground Floor (Current)



90,00°



to Project Zero

0

Reference Plane:



Floor Plan and Section

FLOOR PLAN DISPLAY

Show on Stories

Home Story Only



CUT SURFACES



Override Cut Fill Pens

None

OUTLINES



Uncut Lines

Solid Line

Model

Override Surfaces:



Wood - Pine Grained Ho...



Stucco - Yellow Rough



Paint - Glossy White

Custom Texture defined in the 3D Window.

Reset Texture

Tags and Categories



Structural - Bearing

Cancel

OK