

TEKA

COMMISSION OF MOTORIZATION AND ENERGETICS IN AGRICULTURE

AN INTERNATIONAL JOURNAL
ON MOTORIZATION, VEHICLE OPERATION,
ENERGY EFFICIENCY AND MECHANICAL ENGINEERING

Vol. 12. No 3

LUBLIN – LUGANSK 2012

STEERABILITY AND STABILITY OF AUTOMOBILE NON-LINEAR MODEL

*Alexandr Kravchenko¹, Vladimir Verbitskii²,
Valeriy Khrebet³, Nataliya Velmagina²*

¹Volodymyr Dahl East-Ukrainian National University, Lugansk, Ukraine

²Donetsk Academy of Automobile Transport, Donetsk, Ukraine

³Automobile and Highway Engineering Institute of Donetsk National
Technical University, Gorlivka, Ukraine

S u m m a r i . The problem of the automobile course stability is considered. The change of the car steerability based on the analysis of non-linear bicycl model is analyzed. Generalized dependence determining "the steerability curve" is obtained. Conditions which caused the loss of stability with increasing speed while moving within the constant radius circle regarding the bifurcation set are analyzed.

K e y w o r d s : car, stability, model, slip, bifurcation set.

INTRODUCTION

The increased interest of researchers to study the dynamics of vehicles in recent years can be explained by increasing the number and growth rate of their movements, the increase in total traffic, the constant upgrading of vehicles, active introduction of automatic control elements in the various components of the car. This determines the need to improve the reliability and safety, requires an assessment of the impact of all the improvements introduced in the behavior of the car under different design solutions and traffic situations.

Studies of the dynamics of modern road transport differ considerably, not only from the classical, goes back to N. Zhukovsky [1], I.V. Rocard [2] and others, but also the methods of twenty - thirty years ago. [3] Development of computer technology allows us to consider vehicles with many degrees of freedom [4, 5]. Methods of computer algebra can write in an analytical form of the equation of motion, in terms

of the vast specialist performs the conversion "by hand." The combination of these methods with the numerical analysis performed on high-speed computers to determine the movement in a variety of conditions.

At the same time, growth in the number of publications indicates a large number of intractable problems. Among them - the determination of the dependence of various dynamic properties of the system, such as stability and handling, or the nature of these properties on the loss of certain parameters of the problem; nonlabour-intensive and reliable identification of numerous regular and physical parameters of the problem and the study of the "sensitivity" of the mathematical model to a "depth modeling " in particular, the number and choice of degrees of freedom is not only necessary, but also sufficient for an adequate description of certain motions. Studies [6] showed that a reasonable reduction of the number of degrees of freedom is accompanied by significant savings in time and resources, has no significant effect on a number of important practical motion parameters. This points to the need for the most complete study of the properties of the simplest models and increase the number of degrees of freedom only when necessary.

As work on the dynamics of the most approaching the ideal choice for the complexity of the model, you can specify the work H. Troger [7 - 9], Lobas L.G., Sakhno V.P., Soltus A.P. [10 - 18]. In these works for the simplest models of plane

equations of motion are written, developed a process of elimination reactions, studied the stability conditions linear motion systems, depending on the speed of movement, are the main mechanisms of instability associated with the birth of the pendulum and "serpentine" movements, found a weak "sensitivity" of the results research to model the behavior of the driver's choice.

Based on the simulations, a numerical study of stationary motions under the influence of various stationary disturbing factors: constant cross wind, the side slope of the road, move in a circle. The first approximation built various sections in the space of parameters of the stability regions. Proved that nonequilibrium systems inherent bifurcation. Reaching the stage of bifurcation lost stability and control. Alternation of stability and instability - a common phenomenon in the evolution of any open system, and the process is irreversible. After passing the bifurcation probability of returning the system to its original state is very small.

Active car safety is largely depended on its steerability. Automobile accidents largely result from the loss of steerability [19]. The major part of accidents are caused by skidding and fixed trajectory deviation while maneuvering. Therefore, the preservation of qualities of automobile dynamic systems is of great importance for solving practical tasks. Our paper deals with investigating the automobile models with understeering and oversteering. Necessary and sufficient conditions for car steerability change are analyzed.

SETTING UP THE PROBLEM

The model with Rockar's flexible wheels has the following form [2, 20]:

$$R = \frac{V}{\omega^*} = \frac{k_1 \cdot k_2 \cdot l^2 - m \cdot V^2 \cdot (k_1 \cdot a - k_2 \cdot b)}{k_1 \cdot k_2 \cdot l \cdot \theta} \quad (1)$$

where: V - longitudinal speed constituent of the of the automobile mass center;

ω^* - angle velocity of the automobile relative to the vertical axis;

k_1, k_2 - coefficients of slipping resistance;

l - wheelbase of the automobile;

m - mass of the automobile;

a, b - distance from the mass center to the front and rear axles of the automobile ($a+b=l$);

θ - rotational angle of steering wheels.

The form (1) is valid at small angles θ and determines the trajectory radius of the point on the

longitudinal axle of the automobile (fig. 1). The speed of the point numerically coincides with the longitudinal constituent V of the mass center.

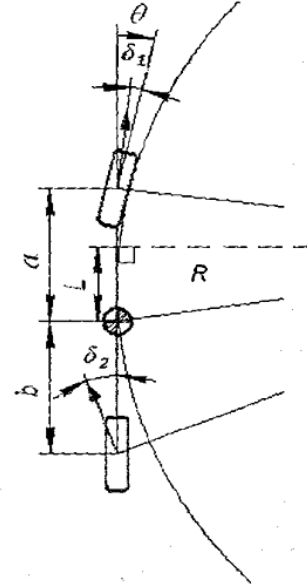


Fig. 1. Parameters determining the position of the automobile at fixed turn (Rockar's flexible wheels): the turn centre and relative position of the automobile

The position of the automobile is determined by the trajectory radius R and distance L (from indicated point to the centre of the automobile mass).

$$R = \frac{V}{\omega^*} = \frac{l}{\theta} \left(1 - \frac{V^2}{V_{kp}^2} \right),$$

$$L = \frac{|u^*|}{|\omega^*|} = \frac{|b \cdot l \cdot k_2 - a \cdot m \cdot V^2|}{l \cdot k_2} \quad (2)$$

Motion within the constant radius R at various velocity results from the form (1), obtained by the solution relative to θ

$$\theta = \frac{l \cdot (1 - V^2/V_{kp}^2)}{R} = \frac{l}{R} + \frac{\bar{k}_2 - \bar{k}_1}{\bar{k}_1 \cdot \bar{k}_2} \cdot \frac{a_y}{g} \quad (3)$$

Followed by the equation (3), the gradient of the understeering [21] in the case of non-linear slipping hypothesis is defined by

$$K_{us} = \frac{\bar{k}_2 - \bar{k}_1}{k_1 k_2}$$

THE INVESTIGATION OF A NONLINEAR AUTOMOBILE STEERABILITY MODEL

For a linear automobile model with flexible Rocker's wheels the steerability (1 - understeer, 2 - neutral, 3 - oversteer) is known to be determined by the relation of the dimensionless coefficients of slipping resistance for front and rear axles: 1 - $\bar{k}_2 > \bar{k}_1$; 2 - $\bar{k}_2 = \bar{k}_1$; 3 - $\bar{k}_2 < \bar{k}_1$.

At automobile's moving within radius R with various velocity V (longitudinal velocity constituent of the mass center) Ackerman's angle should remain constant

$$l/R = \theta + \delta_2 - \delta_1. \quad (4)$$

Therefore, the turn angle of steering wheels is determined by

$$\theta = l/R + (\delta_1 - \delta_2). \quad (5)$$

The geometric approach to the finding of the second constituent in the form (5) is given below.

A number of equations determining the set of stationary regimes for a bicycle model of the automobile can be changed by the following equation [11]

$$\bar{Y}(\delta_2 - \delta_1) = \frac{V^2}{g \cdot l} (\theta + \delta_2 - \delta_1), \quad (6)$$

where: $\bar{Y} = \bar{Y}(\delta_2 - \delta_1)$ - a stationary curve determined by dimensionless dependences of slipping forces for axles (fig. 2)

$$\bar{Y} = \bar{Y}_1(\delta_1) = \bar{Y}_2(\delta_2). \quad (7)$$

Sloping angle tangent of the mobile straight line is proportional to the square of the longitudinal velocity constituent of the automobile mass center $\frac{V^2}{g \cdot l}$, turn angle of steering wheels θ determines

the parallel displacement of a straight line.

Points of intersection of a straight line and a stationary curve correspond to stationary regimes of the model (ordinate of the point of intersection Y determines the specific side acceleration of the mass center s for a corresponding stationary regime, its abscissa - the difference between slipping angles on the axis $(\delta_2 - \delta_1)$).

With current value of Y the difference $(\delta_2 - \delta_1)$ is determined by the function $G(Y)$, converse to the function $Y(\delta_2 - \delta_1)$.

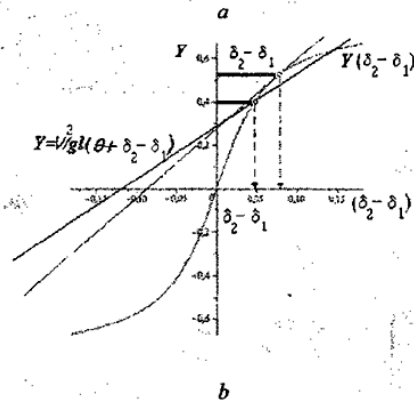
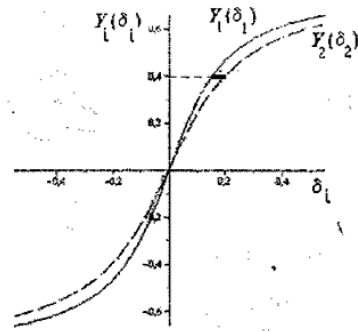


Fig. 2. Drawing a stationary curve $\bar{Y} = \bar{Y}(\delta_2 - \delta_1)$: a - diagrams of slipping forces for front and rear axles, as functions of slipping angles; b - multiple roots of the equation (6)

Initial dependences are $Y_1 = Y_1(\delta_1)$, $Y_2 = Y_2(\delta_2)$.

Having accepted these dependences for δ_i , we have $\delta_1 = F_1(Y)$, $\delta_2 = F_2(Y)$, $(\delta_2 - \delta_1) = G(Y) = F_2(Y) - F_1(Y)$.

For drawing the curve $G(Y)$ (fig. 3) diagrams of slipping angles dependences δ_1 , δ_2 for front and rear axles are initial ones, as functions of slipping forces Y .

Having determined the function $G(Y)$, we have θ by the equation (5):

$$\theta = l/R + \delta_1 - \delta_2 = l/R - G(Y). \quad (8)$$

In the case of the linear slipping hypothesis $(\delta_2 - \delta_1 = (\frac{\bar{k}_2 - \bar{k}_1}{k_1 k_2}) \cdot Y)$ we have the earlier determined equation [22]

$$\theta = l/R + (\frac{\bar{k}_2 - \bar{k}_1}{k_1 k_2}) a_y / g. \quad (9)$$

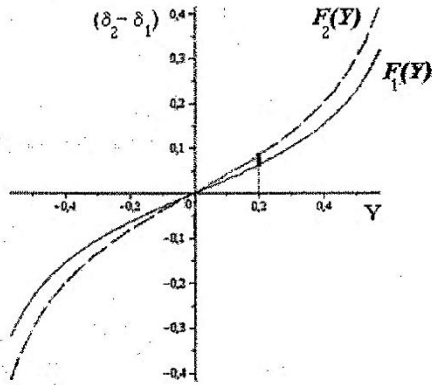


Fig. 3. The curve $G(Y)$

The change car steerability occurring sometimes in our life [22] (fig. 4) cannot be explained by the linear slipping hypothesis.

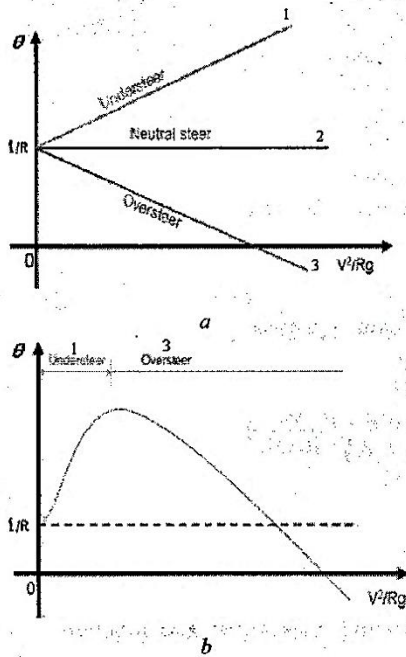


Fig. 4. Dependence of controllability: *a* - diagram of the steerability corresponding to the linear slipping hypothesis; *b* - virtual alteration of the automobile steerability

In our paper we try to explain such impossibility by the analysis of the non-linear bicycle model regarding nonlinearity of sideways slipping forces (monotone dependences with the function of saturation $\bar{Y}_i(\delta_i) = \bar{k}_i \delta_i (1 + \bar{k}_i^2 \delta_i^2 / \varphi_i^2)^{-1/2}$ are regarded).

Analytical conditions for change car steerability are provided for indicated dependences determining slipping forces: $\varphi_1 > \varphi_2$ is necessary and adequate (inadequate turn – excessive turn) to the model with understeering $\bar{k}_2 > \bar{k}_1$; $\varphi_1 < \varphi_2$ is necessary and adequate (excessive turn – inadequate turn) to the model with oversteering. Both cases are realized by the specific sideways acceleration value determined by

$$V^2 / Rg = \varphi_1 \varphi_2 \sqrt{\frac{(\bar{k}_1)^{2/3} - (\bar{k}_2)^{2/3}}{\varphi_2^2 (\bar{k}_1)^{2/3} - \varphi_1^2 (\bar{k}_2)^{2/3}}} \quad (10)$$

We are going to draw the diagram of the steerability for definite numeric values (for oversteering).

The distance between the front and rear axles is

$$l = 5 \text{ m.}$$

Dimensionless coefficients of slipping resistance:

$$\bar{k}_1 = 3,300; \bar{k}_2 = 2,526.$$

The critical velocity for linear motion is

$$V_{kp} = \sqrt{9,8 \cdot l \cdot \bar{k}_1 \cdot \bar{k}_2 / (\bar{k}_1 - \bar{k}_2)} = 22,98 \text{ m/s.}$$

The influence of the changeable clutch coefficient variation for the front axle in the sideways direction $\varphi_1 = \{0,8, 0,75, 0,7\}$ (clutch coefficient for the rear axle in the sideways direction is $\varphi_2 = 0,8$) on the diagram of the steerability ($R = 30,5 \text{ m}$) in the case of the non-linear slipping hypothesis is illustrated.

We enlist below the values of specific sideways acceleration causing the change of the car steerability based on the analytical form (10):

for $\varphi_1 = 0,75$ we have $\bar{Y} = 0,59, V = 13,28 \text{ m/s}$;

for $\varphi_1 = 0,7$ - $\bar{Y} = 0,47, V = 11,88 \text{ m/s}$.

Stationary circular motion regimes ($R = 30,5 \text{ m}$) with increasing longitudinal velocity of the mass center is realized. The loss of stability takes place at $V = 13,03 \text{ m/s}$ [23] (fig. 6); unstable circular regimes correspond to the dotted lines of diagram.

steerability: for $\varphi_1 = 0,75$ we have $\bar{Y} = 0,72$, $V = 14,7$ m/s.

Stationary circular motion regimes ($R = 30,5$ m) with increasing longitudinal velocity of the centre of mass being realized, the loss of stability takes place at $V = 14,38$ m/s (fig. 8); unstable circular regimes correspond to the dotted lines of diagram.

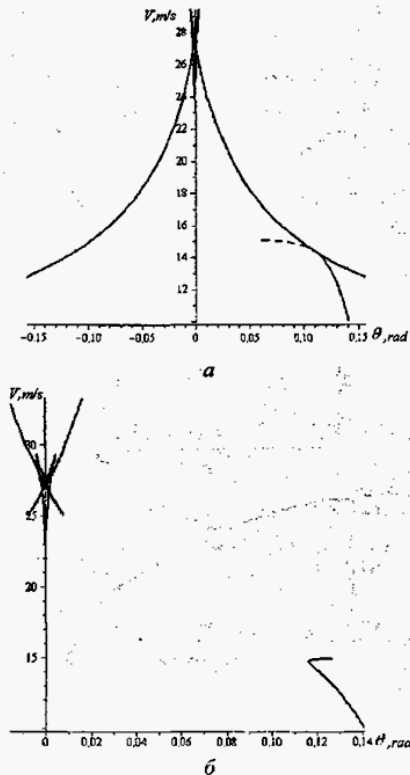


Fig. 8. Diagrams of the stability within the plain of a model of controlling values of a model: a - $\varphi_1 = 0,8$; b - $\varphi_1 = 0,75$

CONCLUSIONS

Analytical regimes for the change of the car model steerability of the automobile are obtained. Diagrams of the steering for the non-linear slipping hypothesis for changeable catch coefficient variations in the sideways direction on the front axle are given.

REFERENCES

1. Joukovsky N.E. 1937.: On the dynamics of the automobile (Forces of inertia of automobile developed on turning of the steering wheel) // Moteur, Janvier 1923. - M. - L.: United Scientific Technical Publishing House, Editorial Office for Aviation Literature. - P. 280 - 287.
2. Rokar I. 1959.: Instability in Mechanics Automobiles. Airplanes. Suspension Bridges. - IL, Moscow. - 288 p.
3. Ellis J.R. 1975.: Vehicle Dynamics. - Mashinostroenie, Moscow. - 216 p.
4. Kortum W., Rulka W., Eichberger A. 1994.: Recent Enhancements of SIMPACK and Vehicle Applications. // EU-ROMECH 320: Multibody Systems: Advanced Algorithms and Software Tools, Prague, June 6 - 8.
5. Cole D., Cebon D. 1992.: Validation of an Articulated Vehicle Simulation. // Vehicle System Dynamics. Vol.21. P.197 - 223.
6. Critical Technologies for Modeling and simulation of Ground Vehicle. June 3-4, 1997. UMTRI.
7. Kagani V., Stricbersky A., Troger H. 1988.: Maneuverability of a Truck-Trailer Combination After Loss of Lateral Stability // The Dynamics of vehicles on Roads and on railway Tracks. Proceedings of the 10-th IAVSD-Symposium held in Prague, CSSR, August 24 - 28, 1987, Swets and Zeitlinger B.V. - Lisse. - P. 186 - 198.
8. Slibar A., Troger H. 1977.: The Steady-State-Behavior of a Truck-Trailer-System Carrying Rigid or Liquid Load // Vehicle System Dynamics. Vol. 6. No.2-3. September. - P. 167 - 169.
9. Troger H., Zeman K. 1984.: A nonlinear analysis of the generic types of loss of stability of the steady state motion of a tractor-semitrailer // Vehicle System Dynamics. Vol. 13. - P. 161 - 172.
10. Lobas L.G. 1986.: Nonholonomic wheeled vehicle model - Kiev: Naukova Dumka. - 232 p.
11. Lobas L.G., Verbitskii V.G. 1990.: Qualitative and Analytical Methods in the Dynamics of Wheel Machines. - Kiev: Naukova Dumka. - 232 p.
12. Soltus A.P. 1990.: Bases of theory of working process and calculation of the wheeled guided modules // Dep. in UkrNIINTI № 501 - Uk. 90 «Dep. Scien. Works». - № 7 (225), 6/o 203.
13. Lobas L.G. 1985.: To the theory of the circular wobbling of the three-unit elastically deformed systems // Applied mechanics. T. 21, № 11. - C. 104 - 110.
14. Lobas L.G. 2000.: Mechanics of the iterative systems with wobbling / Responsible. editor. Kovalyev A. M.: NAM Ukraine, institute of mechanics. - Kiev: Nauk. dumka. - 270 c.
15. Verbitskii V.G., Lobas L.G.. 1994.: Branching of steady-states in the systems with wobbling at permanent power indignations // Applied mechanics. T. 58. - №5. - C. 165 - 170.
16. Verbitskii V.G., Lobas L.G. 1996.: Material branching of the double-link systems with wobbling of // Prikl. mathematics and mechanics. T. 60. - №3. - C. 418 - 425.
17. Lobas L.G., Sakhno V.P., Verbitskii V.G., Barilovich E.L. 1994.: Branching and catastrophes in the dynamic systems with symmetry: appendixes to a transport mechanics // Transactions of the Second International. Scient.-Tech. conference. " Issues of the day of fundamental sciences ". Vol. 2, p.1. A symposium is "Theoretical and applied mechanics". - M.: Technosphere - information. - C. 35-38.

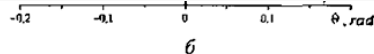


Fig. 6. Diagrams of the stability within the plain of the model controlling values: a - $\varphi_1 = 0.8$; b - $\varphi_1 = 0.75$

the case of the non-linear slipping hypothesis is illustrated.

We enlist below the values of specific sideways acceleration causing the change of the car

18. **Sakhno V.P., Mateichik V.V., Makarov V.A. and others. 2005.**: Nonlinear firmness and branching is in the dynamics of car // Autoroad-worker of Ukraine. Separate issue. Problems of motor transport. – Kiev: DP «DergavtotransNDIproekt». – С. 82 – 87.
19. **Veligura A., Guts L., Lyashenko T. 2010.**: To the Problem of Dynamic Forecasting of Catastrophes in “Time-Place” Coordinates / TEKA Kom. Mot. i Roln. – OL PAN, 10D. – P. 298 - 304.
20. **Litvinov A.S. 1971.**: Steerability and Stability of Automobiles. – Mashinostroenie, Moscow. – 416 p.
21. **Gillespie, Thomas D. 1992.**: Fundamentals of Vehicle Dynamics, Society of Automotive Engineers, Inc. – 470 p.
22. **Kravchenko A.P., Verbitskii V.G., Zagorodnov M.I., Bannikov V.O., Sakno O.P., Efimenko A.N., Turchina N.A. 2010.**: On the problem of the steerability analysis of the automobile non-linear model. – Naukovi visti Dalivskogo universitetu. Elektrone naukove fakhove vidanua. - №1.
23. **Sakhno V., Kravchenko A., Kostenko A., Verbitskiy V. 2011.**: Influence of hauling force on firmness of plural stationary motions of passenger car model / TEKA Kom. Mot. i Roln. – OL PAN, 11B. – P. 147 – 155.

УПРАВЛЯЕМОСТЬ И УСТОЙЧИВОСТЬ НЕЛИНЕЙНОЙ МОДЕЛИ АВТОМОБИЛЯ

*Александр Кравченко, Владимир Вербицкий,
Валерий Хребет, Наталья Вельмагина*

Аннотация. Рассматриваются проблемы курсовой устойчивости движения автомобиля. В работе анализируется смена свойств управляемости на основе анализа нелинейной вслосицелной модели, которая учитывает нелинейность сил бокового увода. Получена обобщенная зависимость, определяющая «кривую управляемости». Проанализированы условия потери устойчивости для случая движения с возрастающей скоростью по окружности постоянного радиуса на основе построения бифуркационного множества.
Ключевые слова: автомобиль, устойчивость, модель, боковой увод, бифуркационное множество.